



# RULE ANY ROAD.

Take 567 horsepower, 553 lb-ft of torque, xDrive all-wheel drive, and then apply the race-engineered capabilities of BMW M. Now you're taking command in all kinds of conditions. At 0–60 mph in 4 seconds<sup>1</sup>, you'll delight in how deftly M blends eye-popping performance with everyday practicality and driving confidence.

<sup>1</sup> BMW preliminary test results. BMW urges you to obey all posted speed laws and always wear safety belts.

**BMW X5 M**

EXTERIOR COLORS

UPHOLSTERY

INTERIOR TRIMS

WHEELS / TIRES

PACKAGES

TECHNICAL DATA



**INSIDE YOU'RE ALL M.**

Let's see. Paddle shifters? Check. M steering wheel? Check. Supportive M multi-function seats? Check. A road ahead that needs to be taught a lesson? Check.

# X5 M

## EXTERIOR

### NON-METALLIC




**300**  
Alpine White (Non-metallic)


### METALLIC



**475**  
Black Sapphire Metallic




**A29**  
Silverstone Metallic




**A96**  
Mineral White Metallic




**A75**  
Melbourne Red Metallic



**C28**  
Donington Grey Metallic




**C16**  
Long Beach Blue Metallic



**416**  
Carbon Black Metallic

### BMW INDIVIDUAL



**S34**  
Azurite Black Metallic

# X5 M

## UPHOLSTERY


### EXTENDED MERINO LEATHER



**LKA9** Silverstone Extended Merino Leather



**LKJR** Sonoma Beige Extended Merino Leather



**LKSW** Black Extended Merino Leather

### FULL MERINO LEATHER




**X3A9** Silverstone Full Merino Leather



**X3D8** Aragon Brown Full Merino Leather



**X3JR** Sonoma Beige Full Merino Leather



**X3SW** Black Full Merino Leather



**X3MR** Mugello Red Full Merino Leather

### BMW INDIVIDUAL



**ZAFU** Smoke White Extended Merino Leather



**ZAN3** Taupe Extended Merino Leather



**ZAML** Nutmeg Extended Merino Leather



**ZAP5** Amaro Brown Extended Merino Leather




**ZAP3** Criollo Brown Extended Merino Leather


Leather: Leather on all seating surfaces; other components may be Leather or SensaTec.

# X5 M


## INTERIOR TRIMS



**4WL**  
Carbon Fiber trim



**4L9**  
Aluminum Trace trim



**4CV**  
Fineline Oak trim

# X5 M

## WHEELS / TIRES



### **M Double Spoke light alloy wheels (Style 611M)**

20 x 10 front, 20 x 11.5 rear; and 285/40 front,  
325/35 rear performance non run-flat tires<sup>1,2,3</sup>



### **M Double Spoke light alloy wheels (Style 612M)**

21 x 10 front, 21 x 11.5 rear; and 285/35 front,  
325/30 rear performance non run-flat tires<sup>1,2,3</sup>

<sup>1</sup> Does not come equipped with a spare wheel and tire.

<sup>2</sup> Driving over rough or damaged road surfaces, as well as debris, curbs and other obstacles, can cause serious damage to wheels, tires and suspension parts. This is more likely to occur with low-profile tires, which provide less cushioning between the wheel and the road. Be careful to avoid road hazards and reduce your speed, especially if your vehicle is equipped with low-profile tires.

<sup>3</sup> Performance tires include Mobility Kit; not recommended for driving in ice and snow conditions.

Get the latest information on standard and optional features, packages and technical specifications. Visit [bmwusa.com](http://bmwusa.com) and select the BMW model of your choice.

# X5 M

## PACKAGES

### EXECUTIVE PACKAGE

Heated steering wheel  
Soft-close automatic doors  
Rear manual side-window shades  
Ventilated front seats  
Heated rear seats  
Adaptive LED Lights  
Automatic high beams  
Head-up Display  
Concierge Services  
Wireless charging  
WiFi Hotspot

### DRIVER ASSISTANCE PLUS

Active Blind Spot Detection  
Active Driving Assistant<sup>1</sup>  
Surround View  
Speed Limit Info

<sup>1</sup>Active Driving Assistant is not a substitute for the driver's own responsibility in maintaining safe control of the vehicle.

Get the latest information on standard and optional features, packages and technical specifications. Visit [bmwusa.com](http://bmwusa.com) and select the BMW model of your choice.

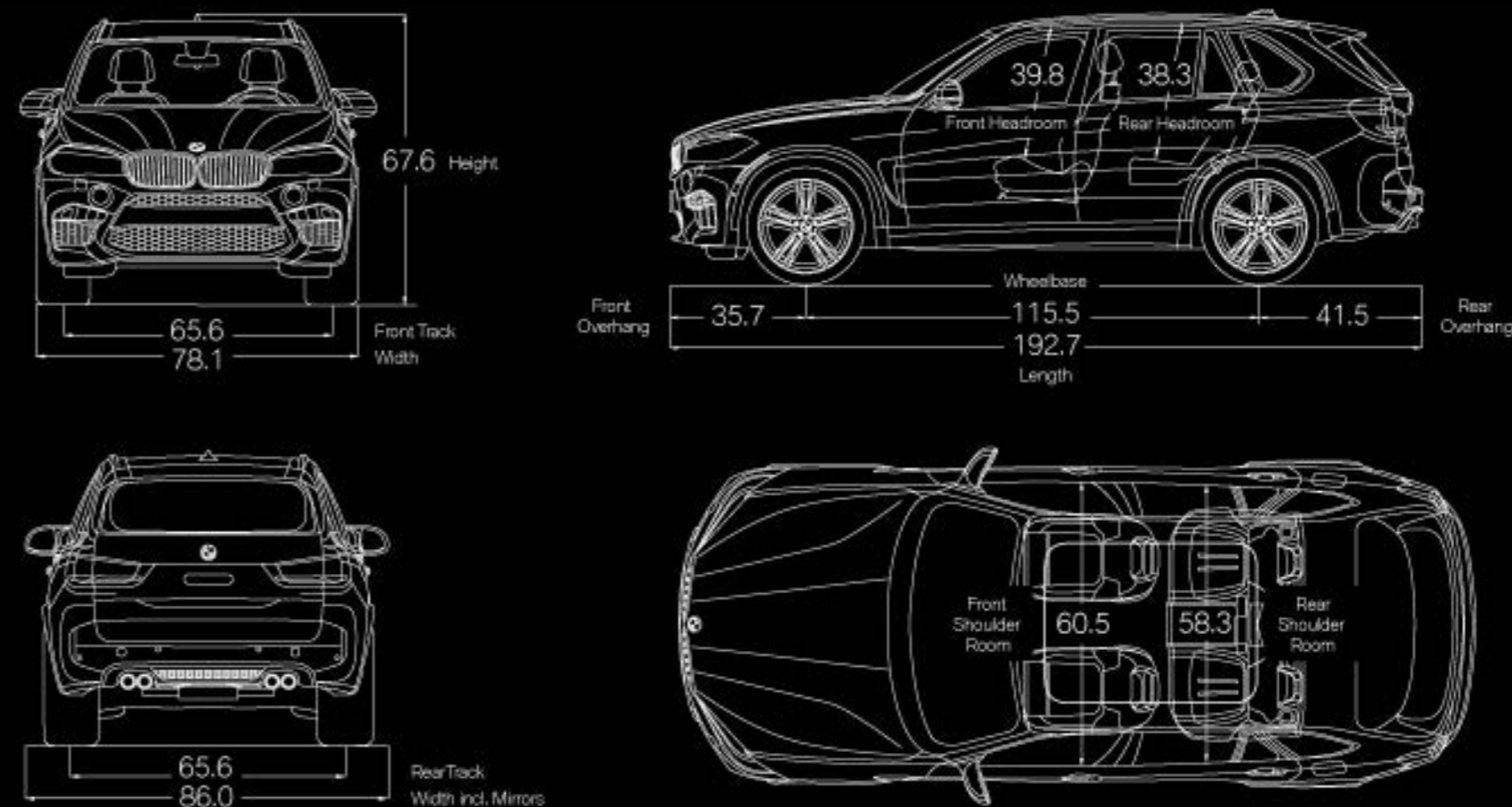
# X5 M

## TECHNICAL DATA



ENGINE	4.4-liter M TwinPower Turbo V-8
OUTPUT @ RPM	567 hp @ 6000–6500 / 553 lb-ft @ 2200–5000
0-60 MPH (sec) <sup>1</sup>	4.0
CITY / HIGHWAY / COMBINED MPG	14/19/16

All dimensions in technical drawings are given in inches.



Figures subject to change. Not all packages available in all models. Please visit your BMW Retailer or [bmwusa.com](http://bmwusa.com) for the most up-to-date information.

<sup>1</sup>BMW AG preliminary test results. Actual acceleration results may vary, depending on specification of vehicle; road and environmental conditions; testing procedures and driving style. These results should be used for comparison only and verification should not be attempted on public roads. BMW urges you to obey all posted speed laws and always wear safety belts.

Get the latest information on standard and optional features, packages and technical specifications. Visit [bmwusa.com](http://bmwusa.com) and select the BMW model of your choice.