



HELMET NOT INCLUDED.

We've taken an eraser to the line between road and track. The BMW M4 chassis is packed with race-proven technologies, from lightweight carbon fiber to a race-tuned suspension, Active M Differential, beefier brakes and a screaming 425 hp engine.

BMW M4 COUPE

[EXTERIOR COLORS](#)

[UPHOLSTERY](#)

[INTERIOR TRIMS](#)

[WHEELS / TIRES](#)

[PACKAGES](#)

[TECHNICAL DATA](#)



HARD-CORE DRIVING HAS A HOME OFFICE.

You're strapped into an all-supportive M seat. Your hands feel ready for anything the road or track can dish out, while gripping an M steering wheel. M elements are everywhere in here – from carbon fiber inspired trim to M badging on the front seatbacks that illuminate at night. If you consider driving to be serious fun, you've come to the right place.

M4 COUPE

EXTERIOR

NON-METALLIC




300
Alpine White (Non-metallic)


METALLIC



475
Black Sapphire Metallic




A29
Silverstone Metallic



A96
Mineral White Metallic



B39
Mineral Gray Metallic



B67
Austin Yellow Metallic




B68
Yas Marina Blue Metallic



300
Sakhir Orange II Metallic


BMW INDIVIDUAL



S34
Azurite Black Metallic



X08
Champagne Quartz Metallic



X10
Tanzanite Blue Metallic



X12
Smoked Topaz Metallic

M4 COUPE


UPHOLSTERY

CLOTH/ LEATHER



CSAT
Cloth & Leather Combination

EXTENDED MERINO LEATHER



LKA9
Silverstone

FULL MERINO LEATHER




X3A9
Silverstone

BMW INDIVIDUAL



ZAG8
Golden Brown



ZAWT
Cohiba Brown / Black



LKDA
Sakhir Orange / Black



X3DA
Sakhir Orange / Black




ZAML
Nutmeg




LKJR
Sonoma Beige




X3JR
Sonoma Beige



ZAOW
Opel White



LKSW
Black



X3SW
Black




ZAP5
Amaro Brown

Leather: Leather on all seating surfaces; other components may be Leather or SensaTec.


M4 COUPE

INTERIOR TRIMS


BMW INDIVIDUAL




4WL
Carbon Fiber trim /
Black Chrome highlight



XE5
Dark Red Sycamore Wood trim



4FU
Fineline Anthracite Wood trim /
Pearl Gloss Chrome highlight



XE7
Piano Black trim



4WK
Aluminum Blade trim /
Black Chrome highlight



XEX
White Ash Grain Wood trim

M4 COUPE

WHEELS / TIRES



**V Spoke light alloy wheels
(Style 513M)**

18 x 9.0 front, 18 x 10 rear; and 255/40 front,
275/40 rear performance tires^{1,2,3}



**Black Double Spoke light alloy wheels
(Style 437M)**

19 x 9.0 front, 19 x 10 rear; and 255/35 front,
275/35 rear performance tires^{1,2,3}



**Star Spoke forged light alloy wheels
(Style 666M)**

20 x 9.0 front, 20 x 10 rear; and 265/30 front,
285/30 rear performance tires^{1,2,3}



**Double Spoke light alloy wheels
(Style 437M),**

19 x 9.0 front, 19 x 10 rear; and 255/35 front,
275/35 rear performance tires^{1,2,3}

¹ Does not come equipped with a spare wheel and tire.

² Driving over rough or damaged road surfaces, as well as debris, curbs and other obstacles, can cause serious damage to wheels, tires and suspension parts. This is more likely to occur with low-profile tires, which provide less cushioning between the wheel and the road. Be careful to avoid road hazards and reduce your speed, especially if your vehicle is equipped with low-profile tires.

³ Performance tires include Mobility Kit; not recommended for driving in ice and snow conditions.

Not all features available on all models. Get the latest information on standard and optional features, packages and technical specifications. Visit bmwusa.com and select the BMW model of your choice.

M4 COUPE

PACKAGES

COMPETITION PACKAGE

20-inch Star Spoke wheels (Style 666M)
(or other option)
High-gloss Shadow Line with extended contents
Performance upgrade (+19 hp)
Enhanced sport suspension/damper application
M Dynamic Mode
Enhanced/more-direct Steering
Sport exhaust with black chrome tailpipes

EXECUTIVE PACKAGE

Heated steering wheel
Rear-view Camera
Retractable headlight washers
Park Distance Control
Head-up Display
Wireless charging
WiFi Hotspot
Cloth/Leather combination Carbonstructure
Anthracite/Black (or other options)

DRIVER ASSISTANCE PLUS

Active Blind Spot Detection
Active Driving Assistant¹
Side- and Top-view Cameras
Speed Limit Info

LIGHTING PACKAGE

Adaptive Full LED Lights
Automatic high beams

¹Active Driving Assistant is not a substitute for the driver's own responsibility in maintaining safe control of the vehicle.

Not all features are available on all models. Get the latest information on standard and optional features, packages and technical specifications. Visit bmwusa.com and select the BMW model of your choice.

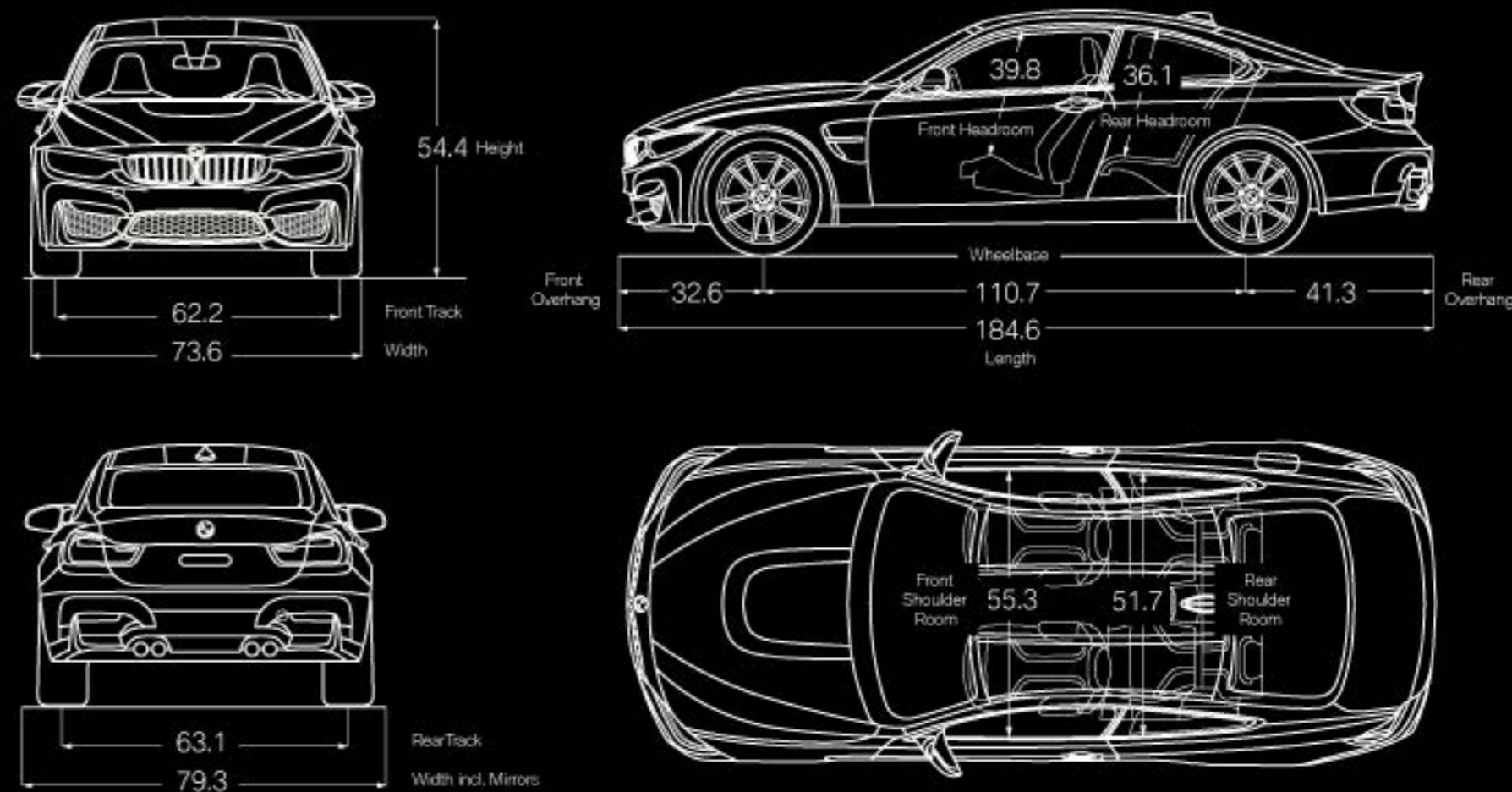
M4 COUPE

TECHNICAL DATA



ENGINE	3.0-liter M TwinPower Turbo Inline 6-cylinder
OUTPUT @ RPM	425 hp @ 5500–7300 / 406 lb-ft @ 1850–5500
0-60 MPH (sec) ¹	3.9 [4.1]
CITY / HIGHWAY / COMBINED MPG	17/24/19 [17/26/20]

All dimensions in technical drawings are given in inches.



Figures in [] refer to vehicles with manual transmission. Figures subject to change. Not all packages available in all models. Please visit your BMW Retailer or bmwusa.com for the most up-to-date information.

¹BMW AG preliminary test results. Actual acceleration results may vary, depending on specification of vehicle; road and environmental conditions; testing procedures and driving style.

These results should be used for comparison only and verification should not be attempted on public roads. BMW urges you to obey all posted speed laws and always wear safety belts.

Not all features are available on all models. Get the latest information on standard and optional features, packages and technical specifications. Visit bmwusa.com and select the BMW model of your choice.



ADD SUN TO THE FUN.

BMW's racing drivers are jealous of the BMW M4 Convertible. You see, race series specifications require them to compete with the M4 Coupe. You, you lucky M4 Convertible driver you, get all the M4 racecar goodness – plus the sun, moon and stars above.

BMW M4 CONVERTIBLE

EXTERIOR COLORS

UPHOLSTERY

INTERIOR TRIMS

WHEELS / TIRES

PACKAGES

TECHNICAL DATA

TOP DOWN. HEART RATE UP.

The M4 Convertible interior has all the racecar-inspired features of its M siblings. Except, of course, for its delightful ability to effortlessly fold its roof back to add wide-open spaces to your wide-open fun.



M4 CONVERTIBLE

EXTERIOR

NON-METALLIC




300
Alpine White (Non-metallic)


METALLIC



475
Black Sapphire Metallic




A29
Silverstone Metallic



A96
Mineral White Metallic



B39
Mineral Gray Metallic



B67
Austin Yellow Metallic




B68
Yas Marina Blue Metallic



300
Sakhir Orange II Metallic


BMW INDIVIDUAL



S34
Azurite Black Metallic



X08
Champagne Quartz Metallic



X10
Tanzanite Blue Metallic



X12
Smoked Topaz Metallic

M4 CONVERTIBLE


UPHOLSTERY

CLOTH/ LEATHER




CSAT
Cloth & Leather Combination

EXTENDED MERINO LEATHER



LKA9
Silverstone

FULL MERINO LEATHER




X3A9
Silverstone

BMW INDIVIDUAL



ZAG8
Golden Brown



ZAWT
Cohiba Brown / Black



LKDA
Sakhir Orange / Black



X3DA
Sakhir Orange / Black




ZAML
Nutmeg




LKJR
Sonoma Beige




X3JR
Sonoma Beige



ZAOW
Opel White



LKSW
Black



X3SW
Black




ZAP5
Amaro Brown

Leather: Leather on all seating surfaces; other components may be Leather or SensaTec.


M4 CONVERTIBLE

INTERIOR TRIMS


BMW INDIVIDUAL




4WL
Carbon Fiber trim /
Black Chrome highlight



XE5
Dark Red Sycamore Wood trim



4FU
Fineline Anthracite Wood trim /
Pearl Gloss Chrome highlight



XE7
Piano Black trim



4WK
Aluminum Blade trim /
Black Chrome highlight



XEX
White Ash Grain Wood trim

M4 CONVERTIBLE

WHEELS / TIRES



**V Spoke light alloy wheels
(Style 513M)**

18 x 9.0 front, 18 x 10 rear; and 255/40 front,
275/40 rear performance tires^{1,2,3}



**Black Double Spoke light alloy wheels
(Style 437M)**

19 x 9.0 front, 19 x 10 rear; and 255/35 front,
275/35 rear performance tires^{1,2,3}



**Star Spoke forged light alloy wheels
(Style 666M)**

20 x 9.0 front, 20 x 10 rear; and 265/30 front,
285/30 rear performance tires^{1,2,3}



**Double Spoke light alloy wheels
(Style 437M),**

19 x 9.0 front, 19 x 10 rear; and 255/35 front,
275/35 rear performance tires^{1,2,3}

¹ Does not come equipped with a spare wheel and tire.

² Driving over rough or damaged road surfaces, as well as debris, curbs and other obstacles, can cause serious damage to wheels, tires and suspension parts. This is more likely to occur with low-profile tires, which provide less cushioning between the wheel and the road. Be careful to avoid road hazards and reduce your speed, especially if your vehicle is equipped with low-profile tires.

³ Performance tires include Mobility Kit; not recommended for driving in ice and snow conditions.

Not all features available on all models. Get the latest information on standard and optional features, packages and technical specifications. Visit bmwusa.com and select the BMW model of your choice.

M4 CONVERTIBLE

PACKAGES

COMPETITION PACKAGE

20-inch Star Spoke wheels (Style 666M)
(option available)
High-gloss Shadow Line with extended contents
Performance upgrade (+19 hp)
Enhanced sport suspension/damper application
M Dynamic Mode
Enhanced/more-direct Steering
Sport exhaust with black chrome tailpipes

EXECUTIVE PACKAGE

Heated steering wheel
Rear-view Camera
Retractable headlight washers
Park Distance Control
Head-up Display
Wireless charging
WiFi Hotspot
Neck warmers

DRIVER ASSISTANCE PLUS

Active Blind Spot Detection
Active Driving Assistant¹
Side- and Top-view Cameras
Speed Limit Info

LIGHTING PACKAGE

Adaptive LED Lights
Automatic high beams

¹Active Driving Assistant is not a substitute for the driver's own responsibility in maintaining safe control of the vehicle.

Not all features are available on all models. Get the latest information on standard and optional features, packages and technical specifications. Visit bmwusa.com and select the BMW model of your choice.

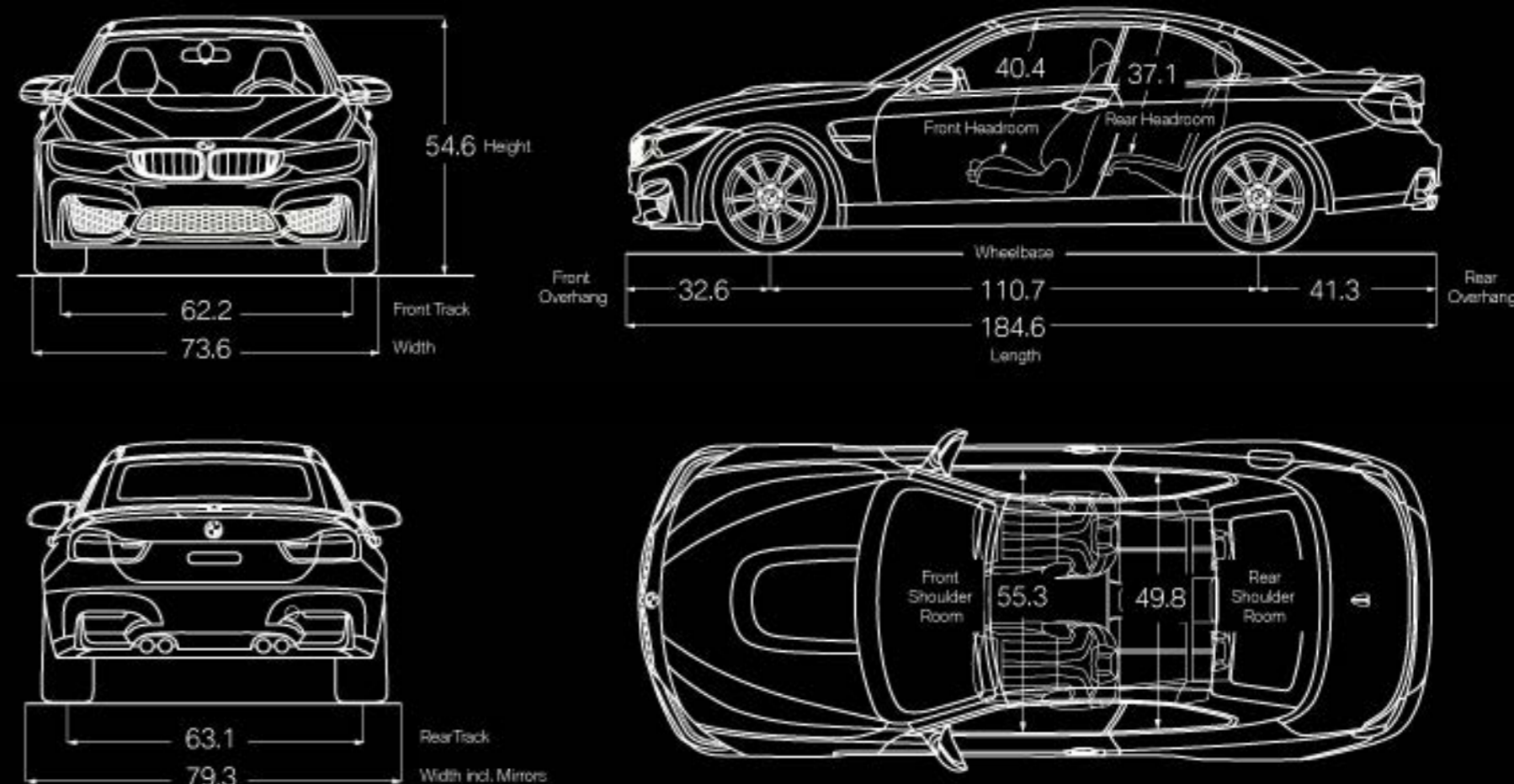
M4 CONVERTIBLE

TECHNICAL SPECIFICATIONS



ENGINE	3.0-liter M TwinPower Turbo inline 6-cylinder
OUTPUT @ RPM	425 hp @ 5500-7300 / 406 lb-ft @ 1850-5500
0-60 MPH (sec) ¹	4.2 [4.4]
CITY / HIGHWAY / COMBINED MPG	17/24/19 [17/26/20]

All dimensions in technical drawings are given in inches.



Figures in [] refer to vehicles with manual transmission. Figures subject to change. Not all packages available in all models. Please visit your BMW Retailer or bmwusa.com for the most up-to-date information.

¹BMW AG preliminary test results. Actual acceleration results may vary, depending on specification of vehicle; road and environmental conditions; testing procedures and driving style.

These results should be used for comparison only and verification should not be attempted on public roads. BMW urges you to obey all posted speed laws and always wear safety belts.

Not all features are available on all models. Get the latest information on standard and optional features, packages and technical specifications. Visit bmwusa.com and select the BMW model of your choice.