



FASHION FURIOUS.

**COUPE, CONVERTIBLE
AND GRAN COUPE.**

The BMW 4 Series was meant for one thing: head-turning performance. Building on the refinement and dynamics of the BMW 3 Series, the 4 Series adds a fastback roofline and sinuous styling that will ensure those on the outside are definitely looking in.

BMW 4 SERIES

4



OWN THE ROAD.

This is how driving was meant to be experienced. With near-perfect weight distribution, a 320 hp engine and an 8-speed Sport Automatic transmission, the 4 Series Coupe is hard-wired to obey your commands.

BMW 4 SERIES COUPE

[EXTERIOR COLORS](#)

[UPHOLSTERY](#)

[INTERIOR TRIMS](#)

[WHEELS / TIRES](#)

[PACKAGES](#)

[TECHNICAL DATA](#)



RACE WITH GRACE.

The M Sport Package adds motorsport flair with a thick-rimmed M steering wheel, shadowline exterior trim, aggressive Aerodynamic kit and 18-inch Star Spoke M light alloy wheels. The Track Handling Package brings out even more of the 4 Series sporting character with an Adaptive M Suspension, M Sport brakes and Variable Sport Steering.



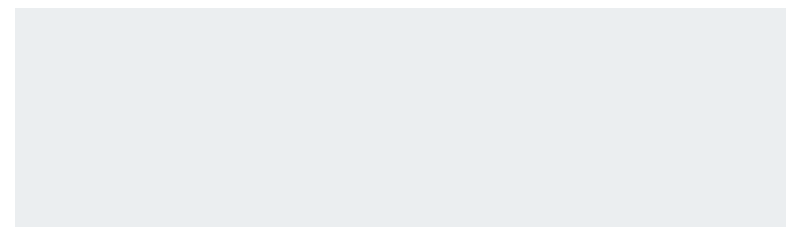
START YOUR ENGINE.

Sit in the driver's seat of the 4 Series Coupe, and you'll immediately feel ready for the starting grid. 10-way power-adjustable sport seats grip you tightly, while a large instrument cluster and Head-up Display provide information at a glance. Paddle shifters mounted onto the steering wheel provide easy access to gear changes on the fly.


4 SERIES COUPE

EXTERIOR COLORS

NON-METALLIC




300 Alpine White (Non-metallic)




668 Jet Black (Non-metallic)

METALLIC




A75 Melbourne Red Metallic




A96 Mineral White Metallic




A83 Glacier Silver Metallic



B45 Estoril Blue Metallic
(only available with M Sport Package)




B53 Sparkling Brown Metallic



B39 Mineral Gray Metallic




A89 Imperial Blue Metallic



A92 Orion Silver Metallic



B38 Midnight Blue Metallic




475 Black Sapphire Metallic


BMW INDIVIDUAL



X12 Smoked Topaz Metallic



X10 Tanzanite Blue Metallic



X02 Citrin Black Metallic




X08 Champagne Quartz Metallic

4 SERIES COUPE

UPHOLSTERY

SENSATEC



KCL3 Black SensaTec / Red highlight



KCSW Black SensaTec




KCV1 Venetian Beige/Black SensaTec

DAKOTA LEATHER



LCD3 Saddle Brown Dakota Leather




LCL3 Black Dakota Leather / Red highlight




LCLX Saddle Brown Dakota Leather / exclusive stitching




LCV2 Venetian Beige / Black Dakota Leather / exclusive stitching




LCSW Black Dakota Leather



LCL5 Coral Red Dakota Leather / Black highlight



LCLZ Black Dakota Leather / exclusive stitching



LCNL Black Dakota Leather / Blue highlight




LCOM Oyster Dakota Leather



LCV1 Venetian Beige / Black Dakota Leather


BMW INDIVIDUAL



ZAG8 Golden Brown Extended Merino Leather



ZAKS Cashmere Beige / Black Extended Merino Leather



ZAML Nutmeg Extended Merino Leather



ZAOW Opal White Extended Merino Leather

Leather: Leather on all seating surfaces; other components may be Leather or SensaTec.


Not all features are available on all models. Get the latest information on standard and optional features, packages and technical specifications. Visit bmwusa.com and select the BMW model of your choice.

4 SERIES COUPE

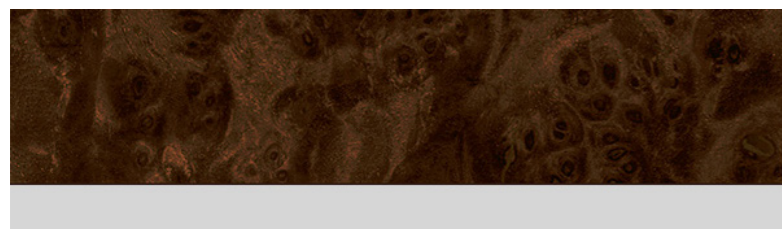
INTERIOR TRIMS




4FU Fineline Anthracite Wood trim / Pearl Gloss Chrome highlight



4WF Aluminum Hexagon trim / Estoril Blue matte highlight



4FW Burl Walnut Wood trim / Pearl Gloss Chrome highlight



4WG Aluminum Hexagon trim / high-gloss black highlight




4GA Ash Grain Wood trim / metal inlay and Pearl Gloss Chrome highlight




4FT Brushed Aluminum trim / Black High-Gloss highlight

BMW INDIVIDUAL



XE5 Dark Red Sycamore Wood trim



XE7 Piano Finish Black trim



XEX White Ash Grain Wood trim

4 SERIES COUPE

WHEELS / TIRES



Double Spoke light alloy wheels (Style 397)

18 x 8.0 front and rear; and 225/45 front and rear all-season tires^{1,2}



V Spoke Orbit Gray light alloy wheels (Style 398)

18 x 8.0 front, 18 x 8.5 rear; and 225/45 front and 255/40 rear run-flat performance tires^{2,3}



Star Spoke light alloy wheels (Style 403M)

19 x 8.0 front and 19 x 8.5 rear; and 225/40 front and 255/35 rear performance tires^{2,3}



Star Spoke light alloy wheels (Style 400M)

18 x 8.0 front and 18 x 8.5 rear; and 225/45 front and 255/40 rear performance tires



Double Spoke light alloy wheels (Style 442M)

19 x 8.0 front and 19 x 8.5 rear; and 225/40 front and 255/35 rear performance tires^{2,3}



Double Spoke Orbit Gray light alloy wheels (Style 442M)

19 x 8.0 front and 19 x 8.5 rear; and 225/40 front and 255/35 rear performance tires^{2,3}



Star Spoke light alloy wheels (Style 407)

19 x 8.0 front and 19 x 8.5 rear; and 225/40 front and 255/35 rear performance tires^{2,3}

19 x 8.0 front and rear; and 225/40 front and rear all-season tires^{1,2}

18 x 8.0 front and rear; and 225/45 front and rear all-season tires^{1,2}

¹ Does not come equipped with spare wheel and tire.

² Driving over rough or damaged road surfaces, as well as debris, curbs and other obstacles, can cause serious damage to wheels, tires and suspension parts. This is more likely to occur with low-profile tires, which provide less cushioning between the wheel and the road. Be careful to avoid road hazards and reduce your speed, especially if your vehicle is equipped with low-profile tires.

³ Performance tires include Mobility Kit; not recommended for driving in ice and snow conditions.

Not all features are available on all models. Get the latest information on standard and optional features, packages and technical specifications. Visit bmwusa.com and select the BMW model of your choice.

4 SERIES COUPE

PACKAGES

COLD WEATHER PACKAGE

Heated steering wheel
Heated front seats
Retractable headlight washers

DRIVER ASSISTANCE PACKAGE

Rear-view Camera
Park Distance Control

DRIVER ASSISTANCE PLUS

Active Blind Spot Detection
Active Driving Assistant¹
Side- and Top-view Cameras
Speed Limit Info

LIGHTING PACKAGE

Adaptive LED Lights
Automatic high beams

PREMIUM PACKAGE

Comfort Access keyless entry
Lumbar support
SiriusXM[®] Satellite Radio with 1-year subscription
Dakota Leather Upholstery

TECHNOLOGY PACKAGE

BMW Navigation system
Head-up Display
BMW Online and BMW Apps
Advanced Real Time Traffic Information
BMW Remote Services
Instrument cluster with extended contents
BMW Connected App Compatibility

LUXURY PACKAGE

Luxury Line
Exterior Chrome design elements

M SPORT PACKAGE

18-inch Star Spoke wheels (Style 400M)
(options available)
Aluminum Hexagon trim / Estoril Blue matte highlight
(options available)
Adaptive M Suspension (optional)
M Sport steering wheel
Aerodynamic kit
Shadowline exterior trim
Increased top-speed limiter when equipped
with performance tires

TRACK HANDLING PACKAGE

18-inch V Spoke Style wheels (Style 398)
(options available)
M Sport brakes
Adaptive M Suspension
Variable Sport Steering

¹Active Driving Assistant is not a substitute for the driver's own responsibility in maintaining safe control of the vehicle.

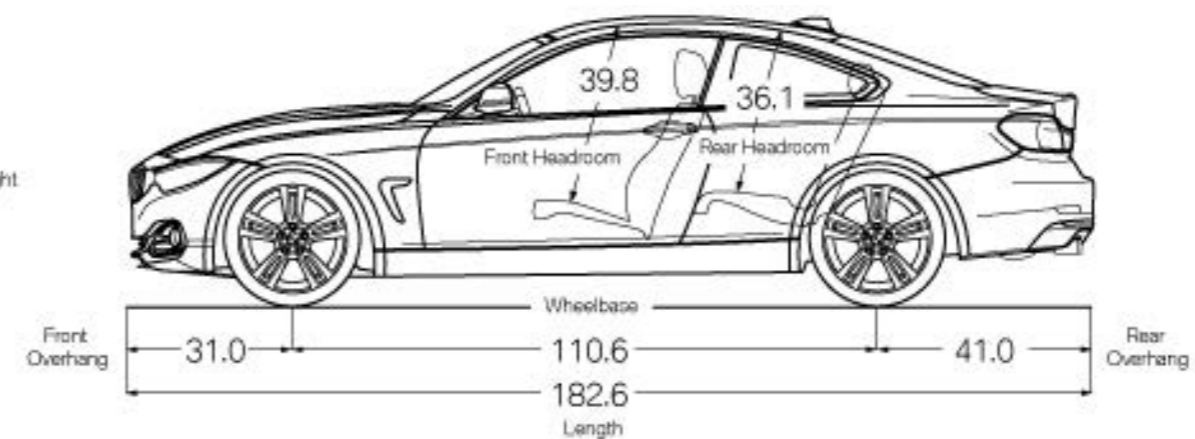
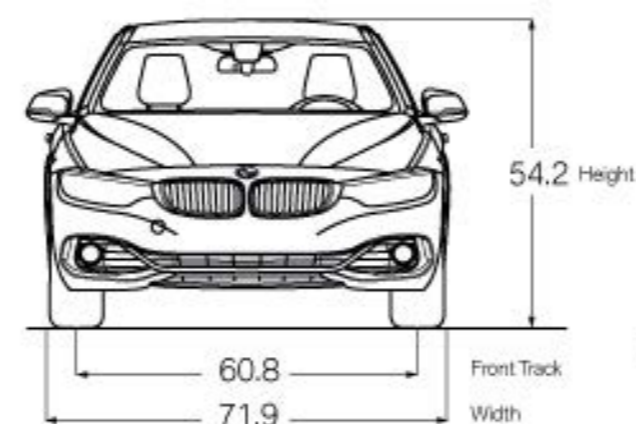
Not all features are available on all models. Get the latest information on standard and optional features, packages and technical specifications. Visit bmwusa.com and select the BMW model of your choice.

4 SERIES COUPE

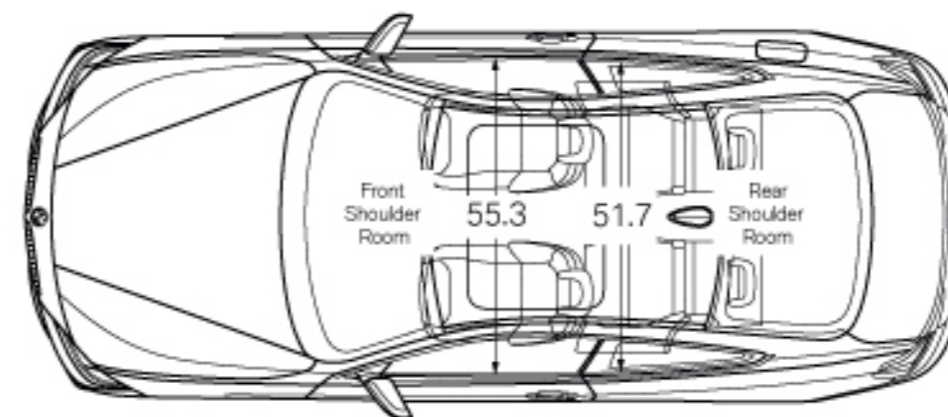
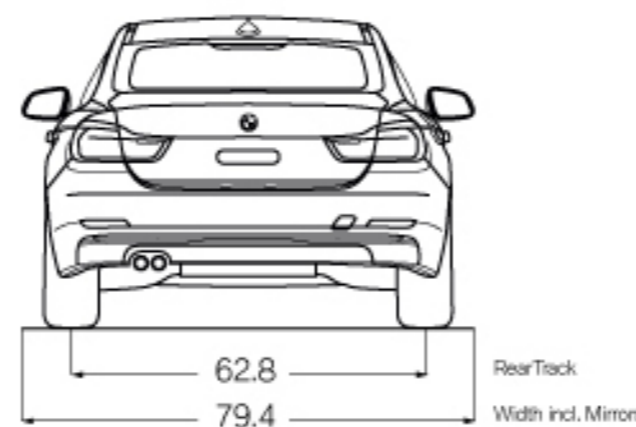
TECHNICAL DATA



	BMW 430i / 430i xDrive Coupe	BMW 440i / 440i xDrive Coupe
ENGINE	2.0-liter TwinPower Turbo inline 4-cylinder	3.0-liter TwinPower Turbo inline 6-cylinder
OUTPUT @ RPM	248 hp @ 5200 / 258 lb-ft @ 1450-4800	320 hp @ 5500 / 330 lb-ft @ 1380-5000
0-60 MPH (sec) ¹	5.5 [5.6] / 5.5	4.8 [4.9] / 4.6 [4.7]
CITY / HIGHWAY / COMBINED MPG	23/34/27 [21/33/25] / 23/33/26	21/32/25 [19/29/23] / 21/31/25 [19/29/23]



All dimensions in technical drawings are given in inches. Dimensions shown apply to 430i and 430i xDrive Coupe.



Figures in [] refer to vehicles with manual transmission. Figures subject to change. Not all packages available in all models. Please visit your BMW Retailer or bmwusa.com for the most up-to-date information.

¹BMW AG preliminary test results. Actual acceleration results may vary, depending on specification of vehicle; road and environmental conditions; testing procedures and driving style.

These results should be used for comparison only and verification should not be attempted on public roads. BMW urges you to obey all posted speed laws and always wear safety belts.

Not all features are available on all models. Get the latest information on standard and optional features, packages and technical specifications. Visit bmwusa.com and select the BMW model of your choice.



X Close

SUNFORGETTABLE.

With a power-folding hardtop, available xDrive all-wheel drive and a powerful TwinPower Turbo engine, the 4 Series Convertible offers fun for sun-worshippers – even on a rainy day. When the sun does come out, be ready with just the touch of a button.

BMW 4 SERIES CONVERTIBLE

EXTERIOR COLORS

UPHOLSTERY

INTERIOR TRIMS

WHEELS / TIRES

PACKAGES

TECHNICAL DATA



LOOK COOL. STAY WARM.

With either an efficient and responsive 248-hp inline-4 in the 430i, or the mighty TwinPower Turbo inline-6 with 320 hp in the 440i, the 4 Series Convertible has the performance to match its stunning good looks. Enjoy a hot performance all year round with the available Neck warmers and three-stage heated front seats, letting you drop the top even on cooler days.



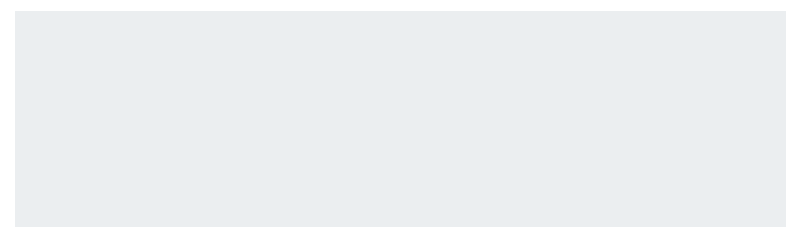
BRING THE INSIDE OUTSIDE.

The updated BMW ConnectedDrive® system features Advanced Real Time Traffic Information (ARTTI), Mobile Office, Concierge Services and a full suite of music options. Charge your mobile device with wireless charging while staying connected with WiFi Hotspot.


4 SERIES CONVERTIBLE

EXTERIOR COLORS

NON-METALLIC



300 Alpine White (Non-metallic)




668 Jet Black (Non-metallic)

METALLIC




A75 Melbourne Red Metallic




A96 Mineral White Metallic




A83 Glacier Silver Metallic




B45 Estoril Blue Metallic
(only available with M Sport Package)




B53 Sparkling Brown Metallic



B39 Mineral Gray Metallic




A89 Imperial Blue Metallic



A92 Orion Silver Metallic



B38 Midnight Blue Metallic




475 Black Sapphire Metallic


BMW INDIVIDUAL



X12 Smoked Topaz Metallic



X10 Tanzanite Blue Metallic



X02 Citrin Black Metallic




X08 Champagne Quartz Metallic


4 SERIES CONVERTIBLE

UPHOLSTERY

SENSA TEC



KCL3 Black SensaTec / Red highlight



KCSW Black SensaTec




KCV1 Venetian Beige / Black SensaTec

DAKOTA LEATHER



LCD3 Saddle Brown Dakota Leather




LCL3 Black Dakota Leather / Red highlight




LCLX Saddle Brown Dakota Leather / exclusive stitching




LCV2 Venetian Beige / Black Dakota Leather / exclusive stitching




LCSW Black Dakota Leather



LCL5 Coral Red Dakota Leather / Black highlight




LCLZ Black Dakota Leather / exclusive stitching



LCNL Black Dakota Leather / Blue highlight




LCOM Oyster Dakota Leather



LCV1 Venetian Beige / Black Dakota Leather

BMW INDIVIDUAL



ZAG8 Golden Brown Extended Merino Leather



ZAKS Cashmere Beige / Black Extended Merino Leather



ZAML Nutmeg Extended Merino Leather




ZAOW Opal White Extended Merino Leather

Leather: Leather on all seating surfaces; other components may be Leather or SensaTec.


Not all features are available on all models. Get the latest information on standard and optional features, packages and technical specifications. Visit bmwusa.com and select the BMW model of your choice.

4 SERIES CONVERTIBLE


INTERIOR TRIMS




4FU Fineline Anthracite Wood trim / Pearl Gloss Chrome highlight



4GA Ash Grain Wood trim / metal inlay and Pearl Gloss Chrome highlight



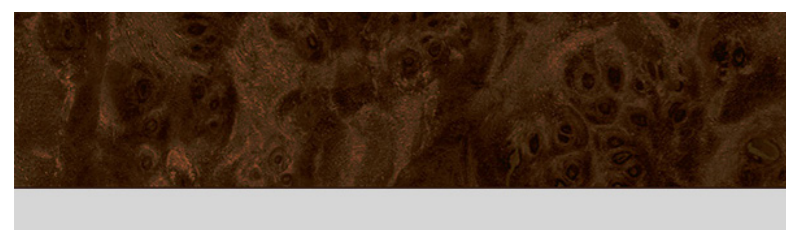
XE5 Dark Red Sycamore Wood trim



4WF Aluminum Hexagon trim / Estoril Blue matte highlight




XE7 Piano Finish Black trim



4FW Burl Walnut Wood trim / Pearl Gloss Chrome highlight



4FT Brushed Aluminum trim / Black High-Gloss highlight



4WG Aluminum Hexagon trim / high-gloss black highlight



XEX White Ash Grain Wood trim

4 SERIES CONVERTIBLE

WHEELS / TIRES



Double Spoke light alloy wheels (Style 397)

18 x 8.0 front and rear; and 225/45 front and rear all-season tires^{1,2}



V Spoke Orbit Gray light alloy wheels (Style 398)

18 x 8.0 front, 18 x 8.5 rear; and 225/45 front and 255/40 rear run-flat performance tires^{2,3}



Star Spoke light alloy wheels (Style 403M)

19 x 8.0 front and 19 x 8.5 rear; and 225/40 front and 255/35 rear performance tires^{2,3}



Star Spoke light alloy wheels (Style 400M)

18 x 8.0 front and 18 x 8.5 rear; and 225/45 front and 255/40 rear performance tires



Double Spoke light alloy wheels (Style 442M)

19 x 8.0 front and 19 x 8.5 rear; and 225/40 front and 255/35 rear performance tires^{2,3}



Double Spoke Orbit Gray light alloy wheels (Style 442M)

19 x 8.0 front and 19 x 8.5 rear; and 225/40 front and 255/35 rear performance tires^{2,3}



Star Spoke light alloy wheels (Style 407)

19 x 8.0 front and 19 x 8.5 rear; and 225/40 front and 255/35 rear performance tires^{2,3}

19 x 8.0 front and rear; and 225/40 front and rear all-season tires^{1,2}

18 x 8.0 front and rear; and 225/45 front and rear all-season tires^{1,2}

¹ Does not come equipped with spare wheel and tire.

² Driving over rough or damaged road surfaces, as well as debris, curbs and other obstacles, can cause serious damage to wheels, tires and suspension parts. This is more likely to occur with low-profile tires, which provide less cushioning between the wheel and the road. Be careful to avoid road hazards and reduce your speed, especially if your vehicle is equipped with low-profile tires.

³ Performance tires include Mobility Kit; not recommended for driving in ice and snow conditions.

Not all features are available on all models. Get the latest information on standard and optional features, packages and technical specifications. Visit bmwusa.com and select the BMW model of your choice.

4 SERIES CONVERTIBLE

PACKAGES

COLD WEATHER PACKAGE

Heated steering wheel
Heated front seats
Retractable headlight washers

DRIVER ASSISTANCE PACKAGE

Rear-view Camera
Park Distance Control

DRIVER ASSISTANCE PLUS

Active Blind Spot Detection
Active Driving Assistant¹
Side- and Top-view Cameras
Speed Limit Info

LIGHTING PACKAGE

Adaptive LED Lights
Automatic high beams

PREMIUM PACKAGE

Comfort Access keyless entry
Lumbar support
SiriusXM[®] Satellite Radio with 1-year subscription
Dakota Leather Upholstery

TECHNOLOGY PACKAGE

BMW Navigation system
Head-up Display
BMW Online and BMW Apps
Advanced Real Time Traffic Information
BMW Remote Services
Instrument cluster with extended contents
BMW Connected App Compatibility

DYNAMIC HANDLING PACKAGE

Adaptive M Suspension
Variable Sport Steering

M SPORT PACKAGE

18-inch Star Spoke wheels (Style 400M)
(options available)
Aluminum Hexagon trim / Estoril Blue matte highlight
(options available)
Adaptive M Suspension (optional)
M Sport steering wheel
Aerodynamic kit
Shadowline exterior trim
Increased top-speed limiter when equipped
with performance tires

LUXURY PACKAGE

Luxury Line
Exterior Chrome design elements

¹Active Driving Assistant is not a substitute for the driver's own responsibility in maintaining safe control of the vehicle.

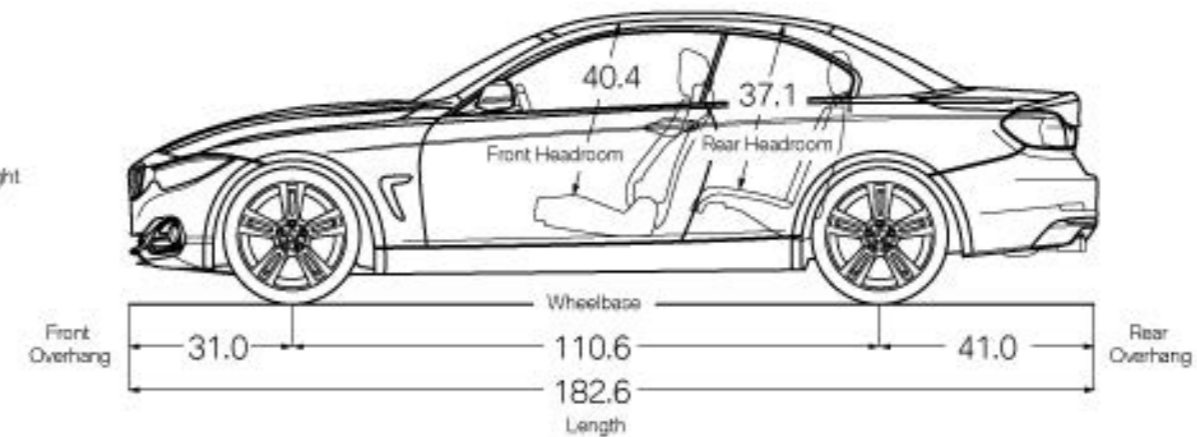
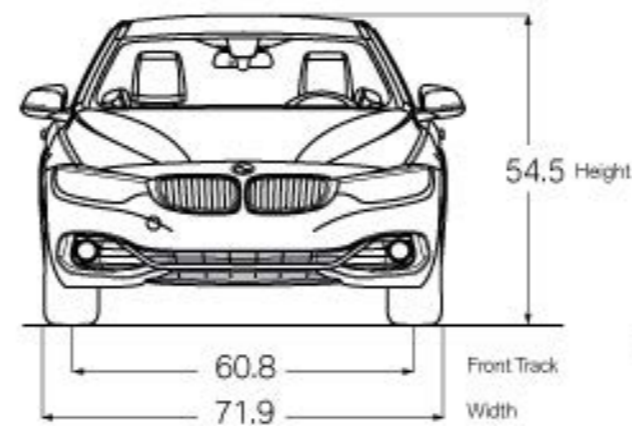
Not all features are available on all models. Get the latest information on standard and optional features, packages and technical specifications. Visit bmwusa.com and select the BMW model of your choice.

4 SERIES CONVERTIBLE

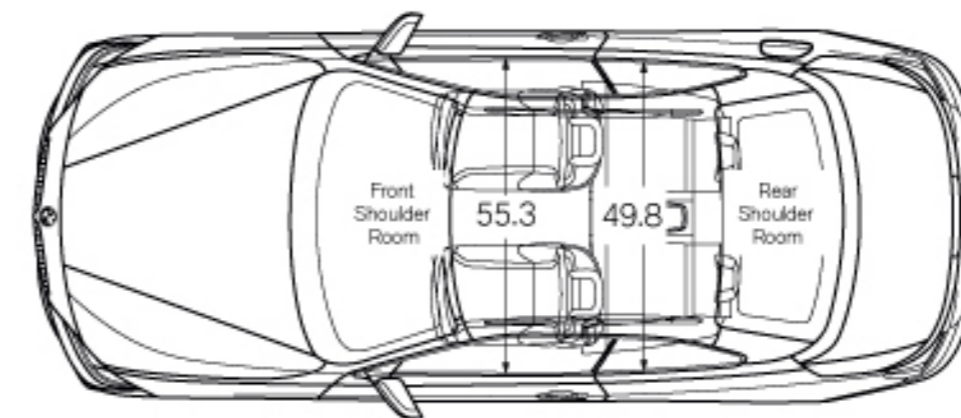
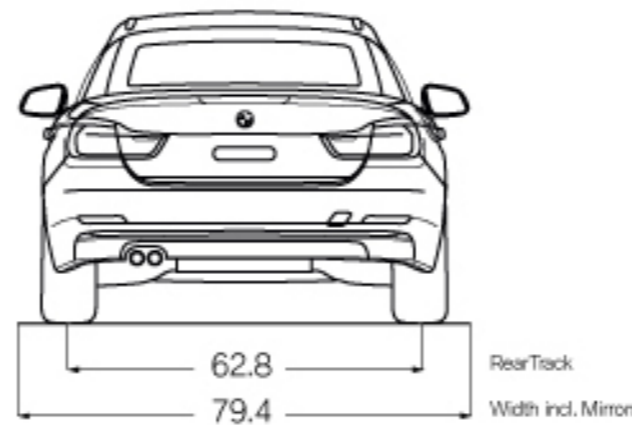
TECHNICAL DATA



	BMW 430i / 430i xDrive Convertible	BMW 440i / 440i xDrive Convertible
ENGINE	2.0-liter TwinPower Turbo inline 4-cylinder	3.0-liter TwinPower Turbo inline 6-cylinder
OUTPUT @ RPM	248 hp @ 5200 / 258 lb-ft @ 1450-4800	320 hp @ 5500 / 330 lb-ft @ 1380-5000
0-60 MPH (sec) ¹	6.0 / 6.1	5.1
CITY / HIGHWAY / COMBINED MPG	23/34/27 / 22/32/26	21/29/24 / 20/30/24



All dimensions in technical drawings are given in inches. Dimensions shown apply to 430i and 430i xDrive Convertible.



Figures subject to change. Not all packages available in all models. Please visit your BMW Retailer or bmwusa.com for the most up-to-date information.

¹BMW AG preliminary test results. Actual acceleration results may vary, depending on specification of vehicle; road and environmental conditions; testing procedures and driving style. These results should be used for comparison only and verification should not be attempted on public roads. BMW urges you to obey all posted speed laws and always wear safety belts.

Not all features are available on all models. Get the latest information on standard and optional features, packages and technical specifications. Visit bmwusa.com and select the BMW model of your choice.

X Close

BEAUTILITY.

A coupe used to be a selfish choice; room for just you and one other. But the BMW 4 Series Gran Coupe follows its own path, taking the performance and good looks of a traditional two-door and adding room for four and their luggage.



BMW 4 SERIES GRAN COUPE

EXTERIOR COLORS

UPHOLSTERY

INTERIOR TRIMS

WHEELS / TIRES

PACKAGES

TECHNICAL DATA



THE 4-DOOR 4.

From the outside, the Gran Coupe looks the part, taking styling cues from its two-door sibling. An aggressive front end with Adaptive LED Headlights, frameless side windows and a glass hatch fully incorporated into the fastback design means only you will know about the benefits of its added utility.



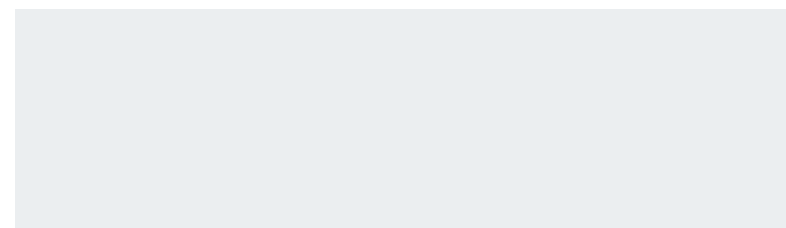
SPACED OUT.

The 40/20/40 split fold-down through-load rear seats provide even more hauling versatility, so you can carry friends, cargo or a combination of both. If you have full hands, Comfort Access allows you to access the cargo area with just the wave of your foot underneath the rear bumper.


4 SERIES GRAN COUPE

EXTERIOR COLORS

NON-METALLIC



300 Alpine White (Non-metallic)




668 Jet Black (Non-metallic)

METALLIC




A75 Melbourne Red Metallic



B39 Mineral Gray Metallic

METALLIC (Continued)




A96 Mineral White Metallic




481 Kalahari Beige Metallic




A83 Glacier Silver Metallic



B45 Estoril Blue Metallic
(Available with M Sport Package)




416 Carbon Black Metallic
(Available with M Sport Package)




B53 Sparkling Brown Metallic




A89 Imperial Blue Metallic



B65 Jatoba Brown Metallic




B38 Midnight Blue Metallic




475 Black Sapphire Metallic


BMW INDIVIDUAL



X11 Frozen Bronze Metallic



X10 Tanzanite Blue Metallic



X02 Citrin Black Metallic




X08 Champagne Quartz Metallic

Not all features are available on all models. Get the latest information on standard and optional features, packages and technical specifications. Visit bmwusa.com and select the BMW model of your choice.


4 SERIES GRAN COUPE

UPHOLSTERY

SENSA TEC



KCL3 Black SensaTec / Red highlight



KCSW Black SensaTec




KCV1 Venetian Beige / Black SensaTec

DAKOTA LEATHER



LCD3 Saddle Brown Dakota Leather




LCL3 Black Dakota Leather / Red highlight




LCLX Saddle Brown Dakota Leather / exclusive stitching




LCV2 Venetian Beige / Black Dakota Leather / exclusive stitching




LCSW Black Dakota Leather



LCL5 Coral Red Dakota Leather / Black highlight




LCLZ Black Dakota Leather / exclusive stitching



LCNL Black Dakota Leather / Blue highlight




LCOM Oyster Dakota Leather



LCV1 Venetian Beige / Black Dakota Leather

BMW INDIVIDUAL



ZAG8 Golden Brown Extended Merino Leather



ZAKS Cashmere Beige / Black Extended Merino Leather



ZAML Nutmeg Extended Merino Leather




ZAOW Opal White Extended Merino Leather

Leather: Leather on all seating surfaces; other components may be Leather or SensaTec.


Not all features are available on all models. Get the latest information on standard and optional features, packages and technical specifications. Visit bmwusa.com and select the BMW model of your choice.

4 SERIES GRAN COUPE


INTERIOR TRIMS




4FU Fineline Anthracite Wood trim / Pearl Gloss Chrome highlight



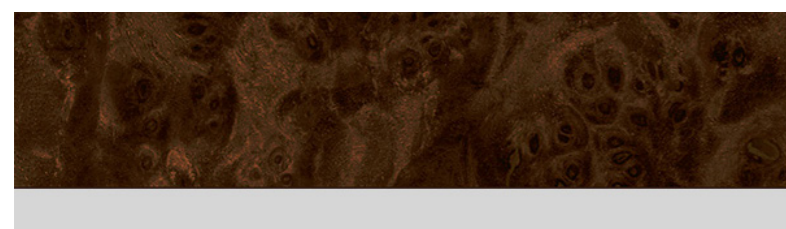
4GA Ash Grain Wood trim / Metal Inlay and Pearl Gloss Chrome highlight



4WF Aluminum Hexagon trim / Estoril Blue matte highlight



XE7 Piano Finish Black trim



4FW Burl Walnut Wood trim / Pearl Gloss Chrome highlight



XEX White Ash Grain Wood trim



4WG Aluminum Hexagon trim / Black high-gloss highlight

4 SERIES GRAN COUPE

WHEELS / TIRES



Double Spoke light alloy wheels (Style 397)

18 x 8.0 front and rear; and 225/45 front and rear all-season tires^{1,2}



V Spoke Orbit Gray light alloy wheels (Style 398)

18 x 8.0 front, 18 x 8.5 rear; and 225/45 front and 255/40 rear run-flat performance tires^{2,3}



Star Spoke light alloy wheels (Style 403M)

19 x 8.0 front and 19 x 8.5 rear; and 225/40 front and 255/35 rear performance tires^{2,3}



Star Spoke light alloy wheels (Style 400M)

18 x 8.0 front and 18 x 8.5 rear; and 225/45 front and 255/40 rear performance tires



Double Spoke light alloy wheels (Style 442M)

19 x 8.0 front and 19 x 8.5 rear; and 225/40 front and 255/35 rear performance tires^{2,3}



Double Spoke Orbit Gray light alloy wheels (Style 442M)

19 x 8.0 front and 19 x 8.5 rear; and 225/40 front and 255/35 rear performance tires^{2,3}



Star Spoke light alloy wheels (Style 407)

19 x 8.0 front and 19 x 8.5 rear; and 225/40 front and 255/35 rear performance tires^{2,3}

19 x 8.0 front and rear; and 225/40 front and rear all-season tires^{1,2}

18 x 8.0 front and rear; and 225/45 front and rear all-season tires^{1,2}

¹ Does not come equipped with spare wheel and tire.

² Driving over rough or damaged road surfaces, as well as debris, curbs and other obstacles, can cause serious damage to wheels, tires and suspension parts. This is more likely to occur with low-profile tires, which provide less cushioning between the wheel and the road. Be careful to avoid road hazards and reduce your speed, especially if your vehicle is equipped with low-profile tires.

³ Performance tires include Mobility Kit; not recommended for driving in ice and snow conditions.

Not all features are available on all models. Get the latest information on standard and optional features, packages and technical specifications. Visit bmwusa.com and select the BMW model of your choice.

4 SERIES GRAN COUPE

PACKAGES

COLD WEATHER PACKAGE

Heated Steering Wheel
Heated front seats
Retractable headlight washers
Heated rear seats

DRIVER ASSISTANCE PACKAGE

Rear-view Camera
Park Distance Control

DRIVER ASSISTANCE PLUS

Active Blind Spot Detection
Active Driving Assistant¹
Side- and Top-view Camera
Speed Limit Info

LIGHTING PACKAGE

Adaptive LED Lights
Automatic high beams

PREMIUM PACKAGE

Comfort Access keyless entry
Lumbar support
SiriusXM® Satellite Radio with 1-year subscription
Dakota Leather Upholstery

TECHNOLOGY PACKAGE

BMW Navigation system
Head-up Display
BMW Online and BMW Apps
Advanced Real Time Traffic Information
BMW Remote Services
Instrument cluster with extended contents
BMW Connected App Compatibility

LUXURY PACKAGE

Luxury Line
Exterior Chrome design elements

M SPORT PACKAGE

18-inch Star Spoke wheels (Style 400M)
(options available)
Aluminum Hexagon trim / Estoril Blue matte highlight
(options available)
Adaptive M Suspension (optional)
M Sport steering wheel
Aerodynamic kit
Shadowline exterior trim
Increased top-speed limiter when equipped
with performance tires

TRACK HANDLING PACKAGE

18-inch V Spoke wheels (Style 398)
(options available)
M Sport brakes
Adaptive M Suspension
Variable Sport Steering

¹Active Driving Assistant is not a substitute for the driver's own responsibility in maintaining safe control of the vehicle.

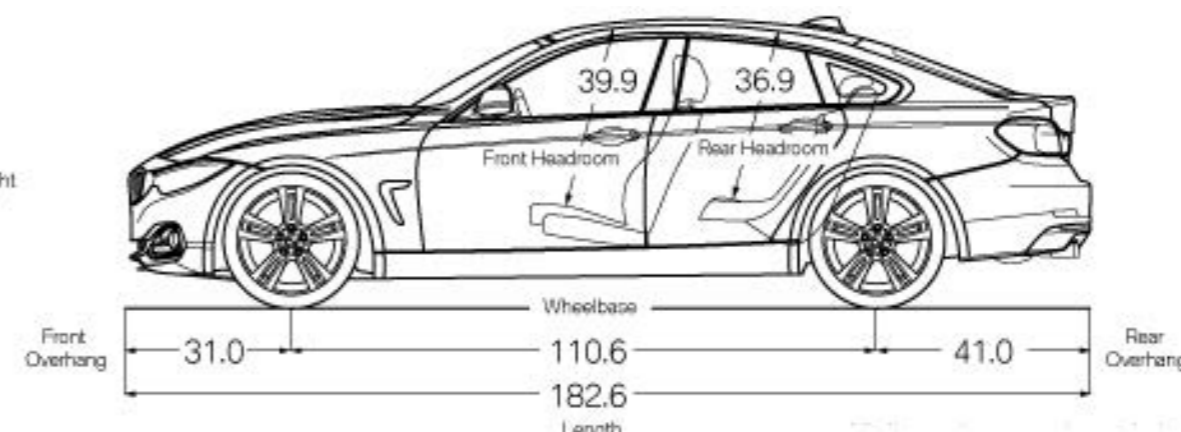
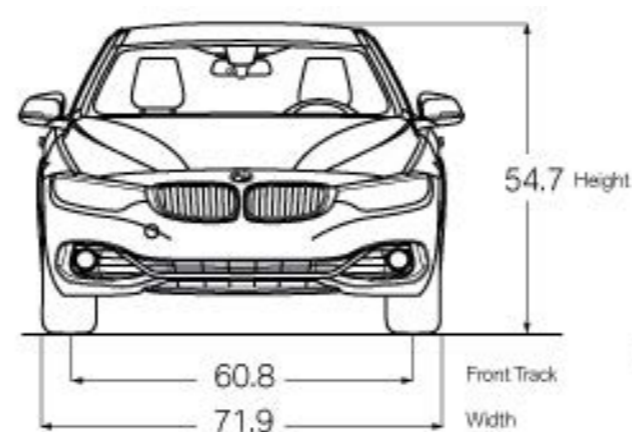
Not all features are available on all models. Get the latest information on standard and optional features, packages and technical specifications. Visit bmwusa.com and select the BMW model of your choice.

4 SERIES GRAN COUPE

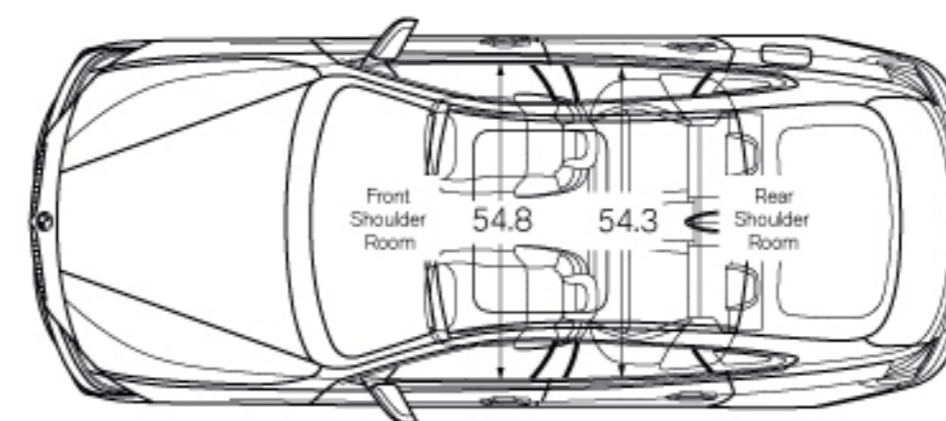
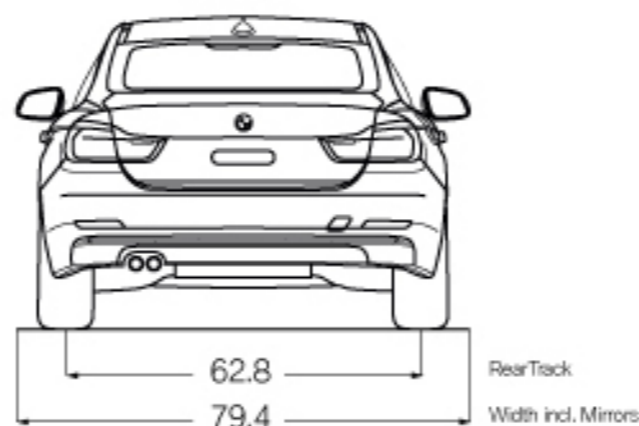
TECHNICAL DATA



	BMW 430i / 430i xDrive Gran Coupe	BMW 440i / 440i xDrive Gran Coupe
ENGINE	2.0-liter TwinPower Turbo inline 4-cylinder	3.0-liter TwinPower Turbo inline 6-cylinder
OUTPUT @ RPM	248 hp @ 5200 / 258 lb-ft @ 1450-4800	320 hp @ 5500 / 330 lb-ft @ 1380-5000
0-60 MPH (sec) ¹	5.6	4.8 / 4.7
CITY / HIGHWAY / COMBINED MPG	23/34/26 / 23/33/26	21/32/25 / 21/31/25



All dimensions in technical drawings are given in inches. Dimensions shown apply to 430i and 430i xDrive Gran Coupe.



Figures in [] refer to vehicles with manual transmission. Figures subject to change. Not all packages available in all models. Please visit your BMW Retailer or bmwusa.com for the most up-to-date information.

¹BMW AG preliminary test results. Actual acceleration results may vary, depending on specification of vehicle; road and environmental conditions; testing procedures and driving style. These results should be used for comparison only and verification should not be attempted on public roads. BMW urges you to obey all posted speed laws and always wear safety belts.

Not all features are available on all models. Get the latest information on standard and optional features, packages and technical specifications. Visit bmwusa.com and select the BMW model of your choice.